

SPECIFICATIONS

Model	NU-99728J
Interior Volume	728 L / 25.7 ft ³
Exterior Dimensions (W x D x H)	1041 x 980 x 1980 mm / 41.0 x 38.6 x 78.0 in
Interior Dimensions (W x D x H)	766 x 716 x 1310 mm / 30.2 x 28.2 x 51.6 in
Temperature Range	-40°C to -86°C
Net Weight	345 kg / 761 lbs
Noise (dB(A))	50

PERFORMANCE

Temperature Uniformity	± 5°C
Temperature Accuracy	± 1°C
Cool Down Time (25°C ambient to -80°C)	310 Minutes
Warm Up Time (25°C ambient -80°C to -50°C)	270 Minutes
1 Min Door Open Recovery Time (25°C ambient running temp -75°C)	45 Minutes

CONSTRUCTION

Insulation	VIP+CFC Free Foaming Agent
Exterior Door Seal	Quadruple Seal on the Outside Door [A]
Interior Door Seal	Single Seal on all Interior Doors [B]
Shelves/Capacity/Dims/Material	3 stainless steel adjustable shelves [C] 750 mm (W) x 677 mm (D) 29.5 in. (W) x 26.6 in. (D) Max capacity per shelf: 90 kg / 198.4 lbs
Casters	All-direction caster with fixing stand
Exterior Material	Color Coating Cold Plate Steel
Interior Material	Color Coating Electric Zinc Steel Plate
Door Thickness	90mm / 3.5 in.
Cabinet Thickness	90mm / 3.5 in.
Inner Doors	Four [D]
Condenser Type	Enhanced Micro-Channel & Forced-Air Cooled
Fan Brand	EBM
Back Up Battery For Alarm Functions	High/low temperature, power failure, door open, sensor failure, high ambient temperature, hot condenser and low battery alarms





-86°C ULT FREEZER | NU-99728J

-86 ULTRA-LOW TEMPERATURE FREEZERS

REFRIGERATION

Refrigeration System Type	Direct cooling
Compressor Type/Brand/Number	Hermetic Reciprocating Type / SECOP / 2
Compressor Capacity (W)	950
Evaporator Type	Cold Wall With Enhanced Heat Transfer Treatment
Defrost Method	Manual
Refrigerant Charge/Flammable	R290 in 1st Stage / R290 + R170 Mix in 2nd Stage / Flammable

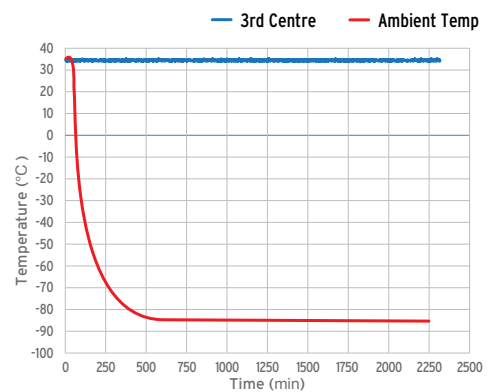
CONTROLS & SYSTEM FEATURES

Control Panel Location	Eye-level
Power Switch	On-Off with Circuit Breaker
Controller Type	Microprocessor Control, LED Display, USB Data Export
Setpoint Security	Yes
Controller Sensor	PT100
Remote Alarm Terminals	Remote Alarm Port, RS232 / RS485 (Optional)
Adjustable High/Low Temp Alarms	Adjustable
Auto Voltage Safeguard	Included

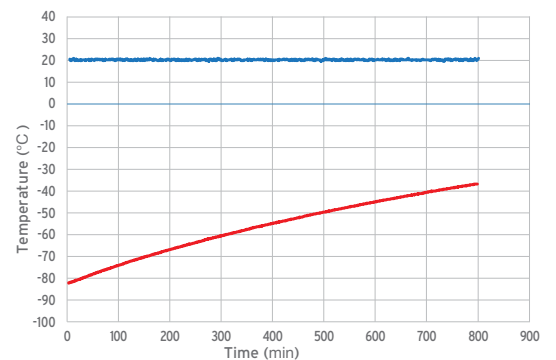
ENVIRONMENTAL & ELECTRICAL

Electrical Power*	GA = 115V / 60Hz
* Add letter suffix to model number to indicate electrical specifications.	G = 220V / 60Hz
NU-99728E = 230V / 60Hz	E = 230V / 50Hz
Power (W)	1000
Power Consumption (kW-hr/day)	10.5
Electrical Current (A)	10.0
Building Supply Rating (A)	16
Power Cord Length (m)	2.5
Heat Rejection (BTU/day)	35827
Ambient Temperature	10°C ~ 32°C
Quality Assurance	UL, cUL

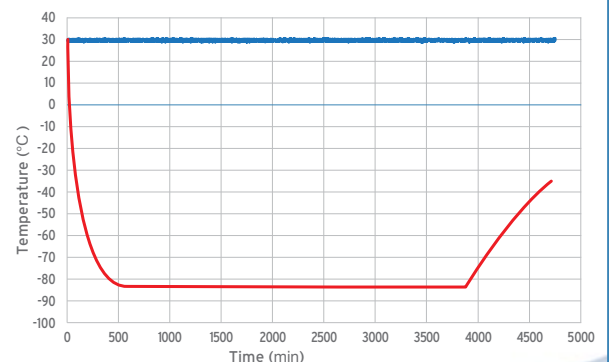
TYPICAL PERFORMANCE CHARACTERISTICS (25° C AMBIENT)



Temperature Cool Down Curve



Temperature Recovery Curve



Comprehensive Curve

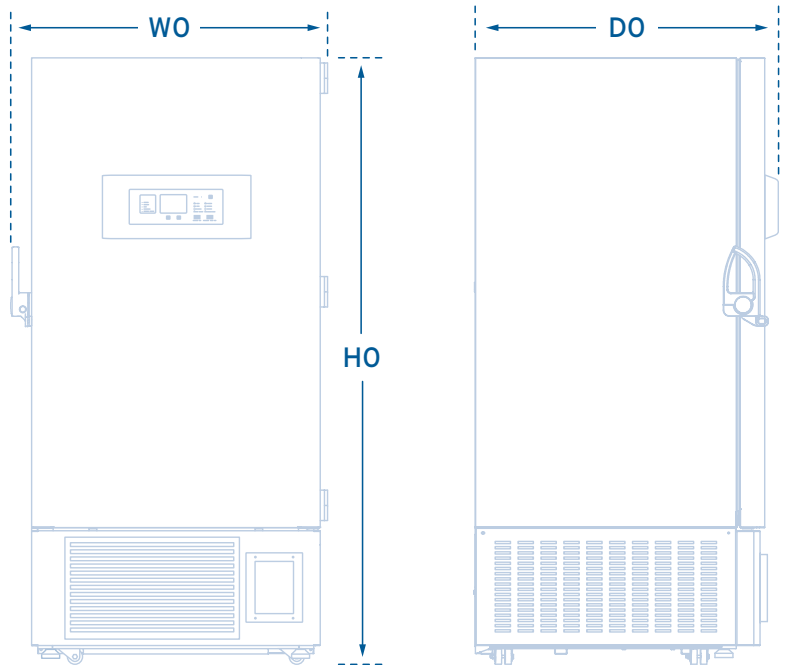


PRODUCT DIMENSIONS

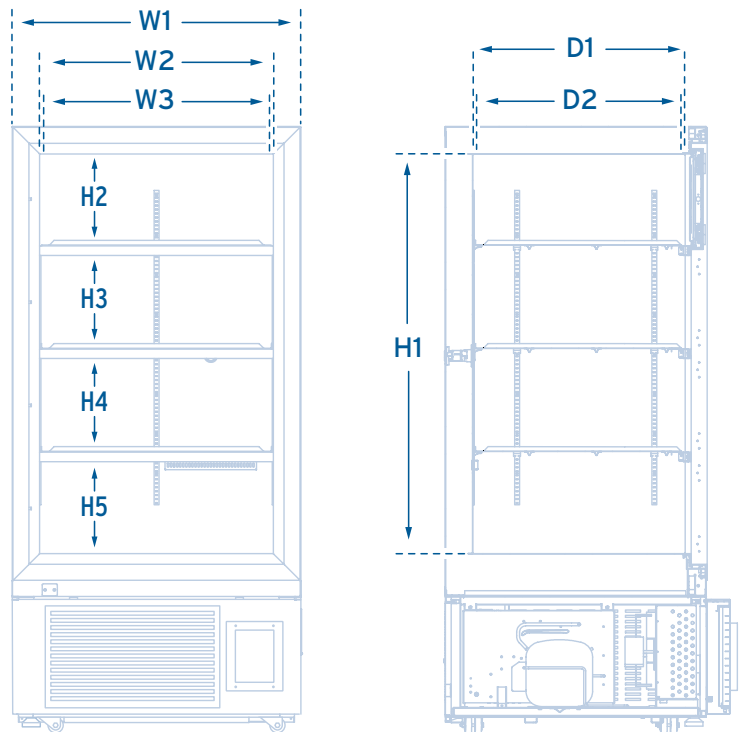
WO	W1	W2	W3	HO
1041 mm	946 mm	766 mm	748 mm	1940 mm

H1	H2	H3	H4	H5
1310 mm	298 mm	304 mm	303 mm	301 mm

DO	D1	D2
980 mm	716 mm	702 mm

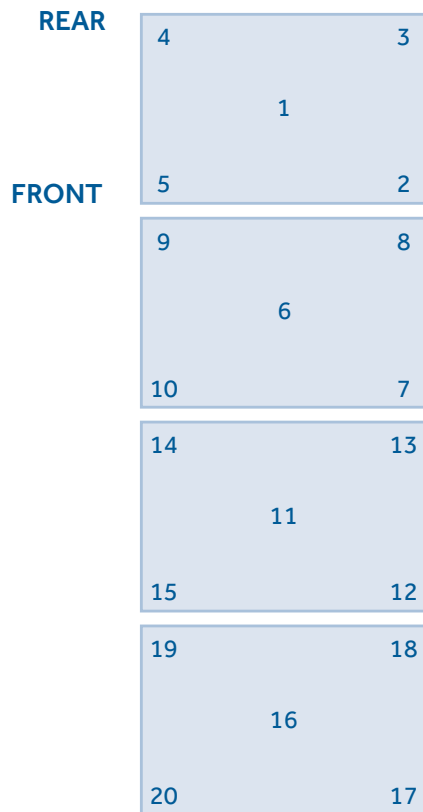


- WO - Total Width
- W1 - Freezer Width
- W2 - Inner Cabinet Width
- W3 - Shelf Width
- DO - Total Depth
- D1 - Inner Cabinet Depth
- D2 - Shelf Depth
- H0 - Total Height
- H1 - Inner Cabinet Height
- H2 - 1st Compartment Height
- H3 - 2nd Compartment Height
- H4 - 3rd Compartment Height
- H5 - 4th Compartment Height

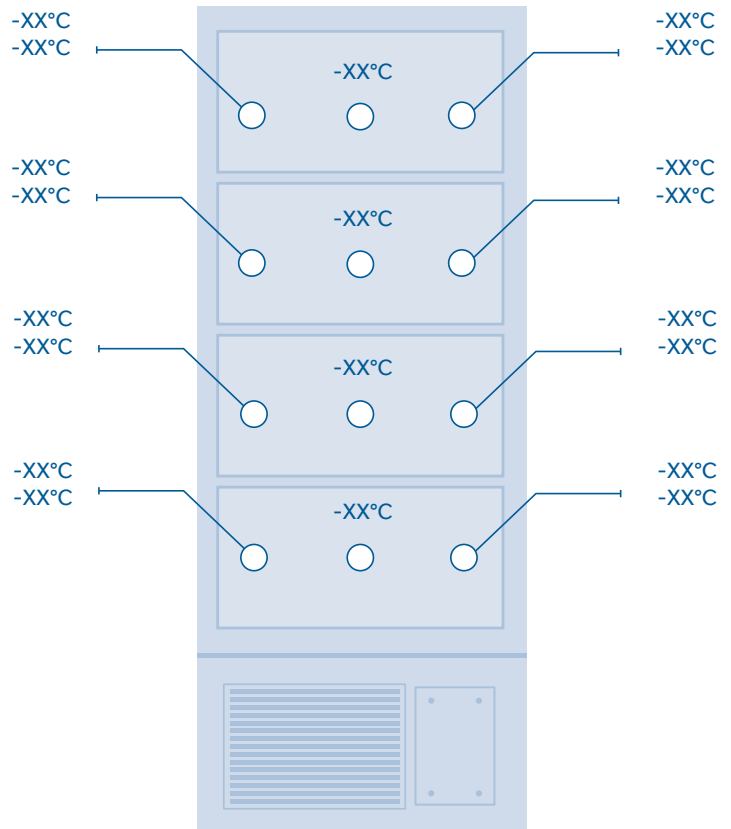


TYPICAL CABINET TEMPERATURE MAP

TOP VIEW OF SHELVES



FRONT VIEW OF SHELVES



°C	1	2	3	4	5	6	7	8	9	10
Max.	-77.1	-77.3	-77.2	-77.3	-77.1	-77.7	-79.5	-79.5	-80.4	-79.7
Min.	-80.0	-80.2	-80.4	-80.2	-79.4	-80.7	-81.9	-81.9	-83.1	-81.9
Avg.	-78.6	-78.8	-78.8	-78.8	-78.3	-79.2	-80.7	-80.7	-81.8	-80.8

°C	11	12	13	14	15	16	17	18	19	20
Max.	-80.4	-80.0	-80.8	-80.6	-80.4	-77.7	-77.6	-77.9	-78.9	-77.9
Min.	-82.2	-81.5	-82.7	-82.5	-82.1	-79.3	-79.3	-79.7	-80.7	-79.7
Avg.	-81.3	-80.8	-81.8	-81.6	-81.3	-78.5	-78.5	-78.8	-79.8	-78.8